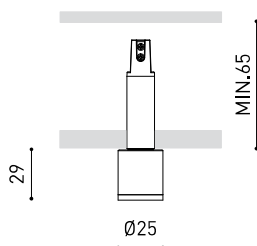




Dimensions



Accessories



MAGNETIC CONNECTOR
(MANDATORY)



DRIVER OPTIONS



TRIMLESS TOOL

Awards



PRODUCT

Name	MAGNETIC 24V TOP MICRO 38° 3000K NT
Reference	A4300121NT
Colour	Textured black
RAL	9005
Category	CEILING RECESSED

LIGHT SOURCE

Type	LED
Gross luminous flux	210 lm
Colour temperature	3000 K
Chromatic stability	MacAdam Step 3
Colour Rendering Index	CRI>90
Power	2,1 W
Current	700 mA
Efficacy	100 lm/W
LED lifespan	L90B10 >102.000h
Energy efficiency class	F

LIGHTING FIXTURE | PHOTOMETRIC DATA

Lighting efficiency	92%
Light beam angle	38°

LIGHTING FIXTURE | ELECTRICAL DATA

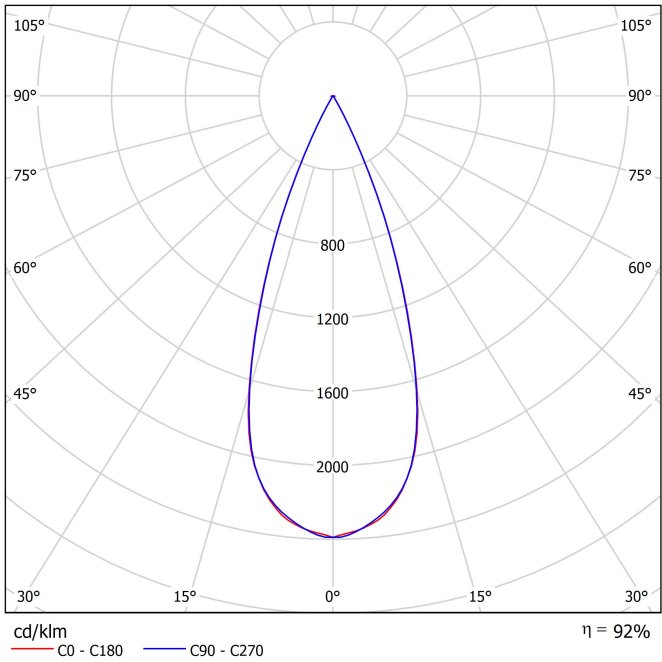
Power values of the system	2,92 W
Dimming	DIM options
Electrical insulation class	II

OTHER DATA

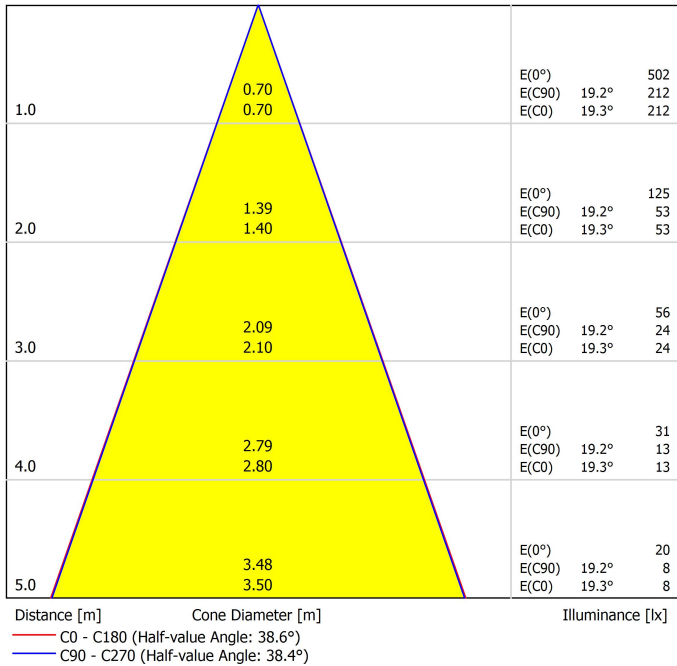
Sealing	IP20
Wireless control	Please Consult
Weight	20 g
Packaged weight	45 g
Packaging dimensions	112 x 80 x 32 mm
Units per package	1
Materials	Aluminium / Polycarbonate

Top Magnetic is the Top version for recessed applications. Its reduced dimensions make Top the perfect candidate for projects where a discrete presence and a perfect integration are needed. It is a pure line and an architectural aesthetic design.

Polar diagram



Conical diagram



UGR

Glare Evaluation According to UGR												
Room Size	2H	3H	4H	6H	8H	12H	2H	3H	4H	6H	8H	12H
X	2H	3H	4H	6H	8H	12H	2H	3H	4H	6H	8H	12H
Y	2H	3H	4H	6H	8H	12H	2H	3H	4H	6H	8H	12H
Viewing direction at right angles to lamp axis												
Viewing direction parallel to lamp axis												
Variation of the observer position for the luminaires distances S												
Standard table												
Correction Summand												
Corrected Glare Indices referring to 210lm Total Luminous Flux												



PRODUCT	
Model	Magnetic 24V Connector
Reference	A435-01- 00 W <input type="checkbox"/> N <input checked="" type="checkbox"/>
Category	Accessories

MANDATORY FOR INSTALLATION





		P	V	D (A x B x C)
24V Power Supply	0434-01-37	60W	24V	180 x 52 x 30mm
	0433-10-22	100W	24V	295 x 43 x 30mm
220 240 V~ MANDATORY FOR INSTALLATION Must be placed ON REMOTE				



24V Dimmer	0433-01-32	DALI / Push	24V	181 x 42 x 20mm
	0433-01-35	CASAMBI	24V	72,6 x 30 x 18mm
24V Must be placed ON REMOTE other DIM options please consult				



Connection diagram:



POWER (W)	CABLE SECTION (mm²)	CABLE LENGTH* (m)	CABLE LENGTH** (m)
60	0,75	10	30
	1,5	20	30
100	0,75	5	20
	1,5	10	30

*for MAGNETIC 24V Coco | ** for MAGNETIC 24V Flip, fit 20 & 27, io Micro, plus Micro, top Micro, six XS



INSTALLATION GUIDE
https://youtu.be/sa_xAgj4ji4



PRODUCT	
Model	Trimless Tool D16 X D34 MM
Reference	A478-00-00
Category	Accessories





Fuente de luz (LED) reemplazable por un profesional autorizado

Replaceable (LED only) light source by an authorized professional.

Source lumineuse (LED) remplaçable par un professionnel agréé

Sorgente luminosa (LED) sostituibile da parte di un professionista autorizzato

Austauschbare (LED) Lichtquelle durch einen autorisierten Fachmann



Equipo de control reemplazable por un profesional autorizado

Replaceable control gear by an authorized professional

Dispositif de commande remplaçable par un professionnel agréé

Alimentatore sostituibile da parte di un professionista autorizzato

Auswechselbares Betriebsgerät durch autorisierten Fachmann

Instrucciones para el final de vida y la eliminación de los componentes:

Instructions on end-of-life and component disposal:

Instructions pour la gestion des composants en fin de vie et leur mise au rebut :

Istruzioni per il fine vita e lo smaltimento dei componenti:

Anweisungen zur entsorgung der Leuchtenkomponenten:



Interrumpir la alimentación del aparato
Cut the power supply to the luminaire
Couper l'alimentation du luminaire
Interrompere l'alimentazione dell'apparecchio
Stromversorgung der Leuchte unterbrechen



Quitar la(s) fuente(s) de luz para el desecho
Remove light source(s) for disposal
Retirer la (les) source(s) lumineuse(s) pour l'élimination
Rimuovere la/le sorgente/e di luce per lo smaltimento
Lichtquelle(n) zur Entsorgung entfernen



Quitar la batería para el desecho
Remove the battery for decommissioning
Retirer la batterie pour sa mise au rebut
Rimuovere la batteria per la dismissione
Die Batterie ordnungsgemäß entsorgen



Quitar el equipo de control para el desecho
Remove control gear for disposal
Retirer le dispositif de commande pour l'élimination
Rimuovere l'alimentatore per lo smaltimento
Betriebsgerät zur Entsorgung ausbauen

Enviar los materiales a un centro de recogida RAEE
Send the materials to a WEEE collection centre
Envoyer les matériaux dans une déchetterie DEEE
Inviare i materiali ad un centro di raccolta RAEE
Die Materialien in einem WEEE-Zentrum entsorgen

